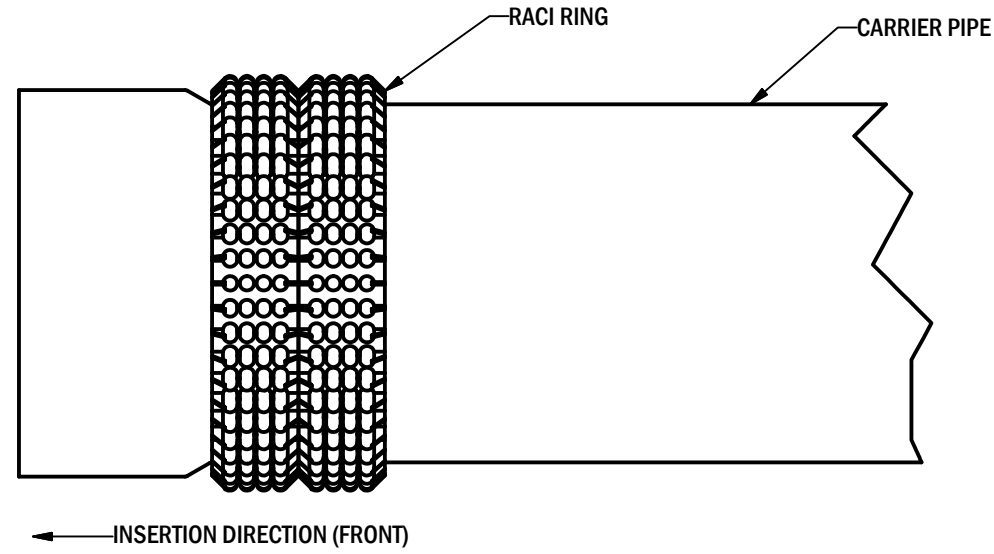
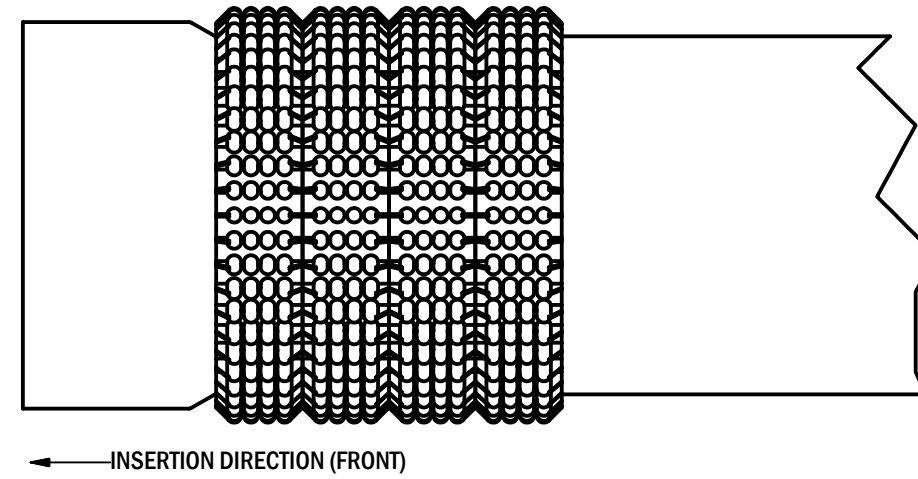


REVISION HISTORY			
REV #	BY	DATE	DESCRIPTION

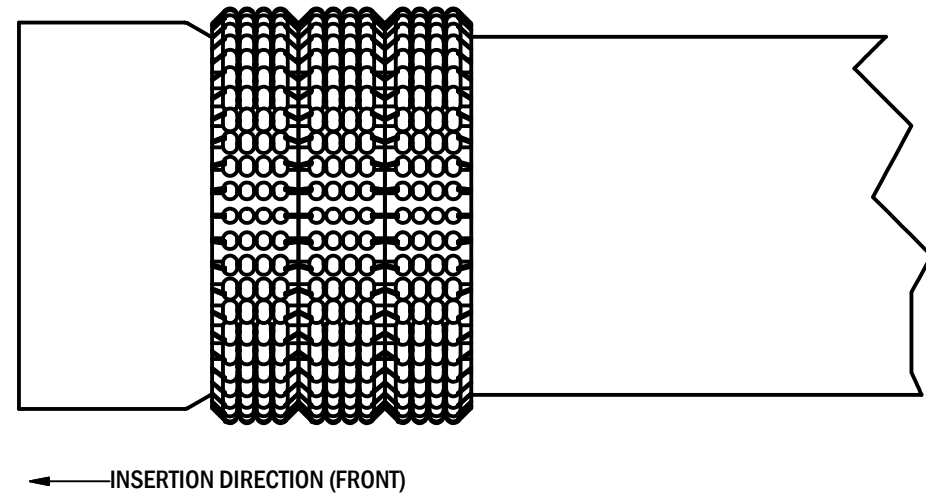
### 0 - 20 m PUSH



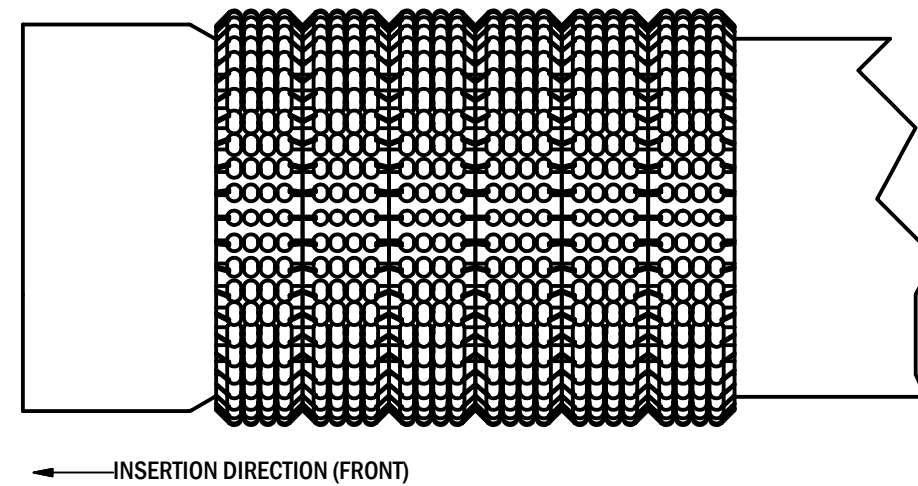
### 60 - 200 m PUSH



### 20 - 60 m PUSH



### 200 m + PUSH



S:\Engineering\ Distributed Products\RACI\Installation\RST-END\_CONFIG.dwg

TOLERANCES		
DECIMAL	RMS	FRACTIONS
X.X ± 0.050	500	XX-X/X ± 1/16
X.XX ± 0.020	256	X-X/X ± 1/32
X.XXX ± 0.005	128	X/X ± 1/64
<b>T.I.R. ± 0.010</b> <b>∠ ± 1'</b> <b>THRD ± 1 TURN</b>		
BREAK SHARP EDGES REMOVE ALL BURRS CHAMFER FIRST THREAD A/MATERIAL PREFERRED		
<b>ALL DIMENSIONS IN INCHES</b>		
© 2008 HAWKEYE INDUSTRIES INC.		

<b>PART #</b> RST-END_CONFIG	<b>MATERIAL</b> A)
<b>PARTS REQUIRED</b>	<b>FINISH / PROCESSING</b>
<small>NOTICE OF PROPRIETY</small> This document contains confidential and proprietary information of a sensitive nature. The drawing and associated information shall not be disclosed, in whole or in part, or be used to manufacture for use or sale by any party without explicit prior written consent of Hawkeye Industries Inc.	
<small>UNPUBLISHED - CONFIDENTIAL - ALL RIGHTS RESERVED</small>	

<b>BY</b> JH	<b>CHK</b> JH	<b>SCALE</b> NTS
<b>DATE DRAWN</b> 27-Feb-08		
<b>EST. WEIGHT (LB)</b>		
<b>W.O. #</b>		
<b>DRAWING NUMBER</b> RST-END_CONFIG		

**PROJECT / PRODUCT LINE**  
RACI

**DRAWING TITLE**  
Configuration Drawing

**PART NAME**  
End Configuration

**PART DESCRIPTION**  
RACI Spacer End Config based on Push Length

<b>REV</b> 0
-----------------