



Polyethylene & Pipeline > PE Fittings

Fabricated Fittings

Polyethylene fittings, manufactured from raw billet materials, or injection molded come in a wide range of styles and sizes suitable for new or existing gas pipeline systems.

From Left: Y-Lateral, tee, end cap, conical reducers, tee



Design

All polyethylene fittings manufactured and distributed by Hawkeye Industries Inc are fully pressure rated. Because mitred fusions reduce the pressure rating of a fitting ('de-rate'), Hawkeye increases the wall thickness to maintain the pressure rating of the fitting. The wall thickness can be increased by either using a larger OD of pipe with a low SDR and maintain the design ID (ID Control) or use the same size pipe and decrease the SDR in the region of the fusion (Non-ID Control). Injection molded fittings, as they do not have mitred fusions, maintain the pressure rating without an increase in wall thickness.

Flexibility

Fabricated fittings, including y-laterals, tees, elbows, flange adapters are available in sizes from 2 NPS to 16 NPS and in DRs 5, 6.3, 7.3, 9, 10, 11, 13.5, 17 and 21, depending on size. Molded fittings are available from 2 NPS to 12 NPS, in DRs 7, 9, 11, 13.5, 17. Fabricated y-laterals and tees can have different sized branches than mains, call us for more information.

Construction

Fabricated and molded fittings are offered in PE 100 / PE4710 standard, with PE3408 available as an option. For fabricated fittings, such as y-laterals, tees and multi-segment elbows, Hawkeye uses the mitred fusion joint method, as opposed to sidewall fusion, for strong, consistent and structurally sound construction.

Ball Valves

Hawkeye carries polyethylene ball valves in 2, 3 and 4 NPS SDR 11 sizes. Call us for availability of other sizes.

Technical References

Fabricated fitting technical information can be found in the following Hawkeye-Published technical Bulletins

- ▶ TB-0308-FF – Comparing ID and Non-ID Controlled Fittings
- ▶ TB-0807-TF – Pressure Rating PE Fittings
- ▶ TB-0408-FP – Fabricated Fitting Butt Fusion Procedure

Ordering Information

- 1.) Specify Fitting and Appropriate Dimensions (see back page).
- 2.) Specify Material (PE 100 / PE4710 Standard).

www.hawk-eye.com

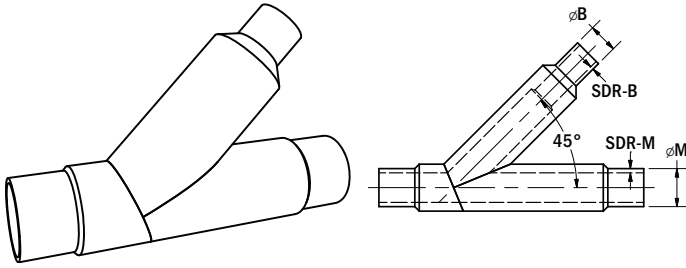
2110 70 Ave NW, Edmonton, AB Canada T6P 1N6

1-800-910-HAWK (4295)

phone: (780) 490-4295, fax: (780) 490-4290

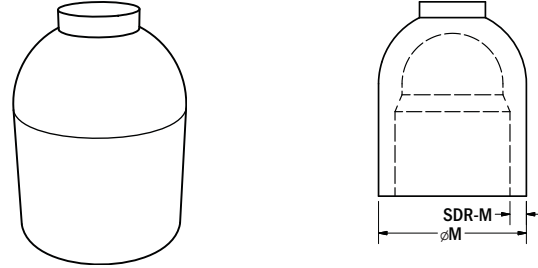
REV CO FEBRUARY 2013

Y-Lateral - Ordering Dimensions



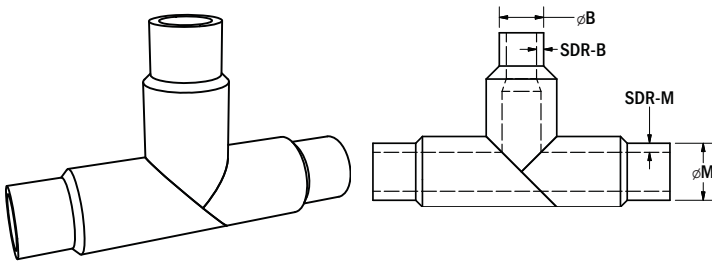
- ▶ Main Size, ϕM (NPS) and SDR, **SDR-M**
- ▶ Branch Size, ϕB (NPS) and SDR, **SDR-B**
- ▶ ID Controlled fittings are standard -- specify if Non-ID Controlled fittings are required.

End Caps



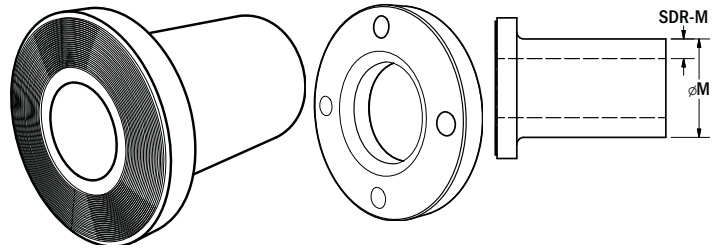
- ▶ Main Size, ϕM (NPS) and SDR, **SDR-M**

Tees - Ordering Dimensions



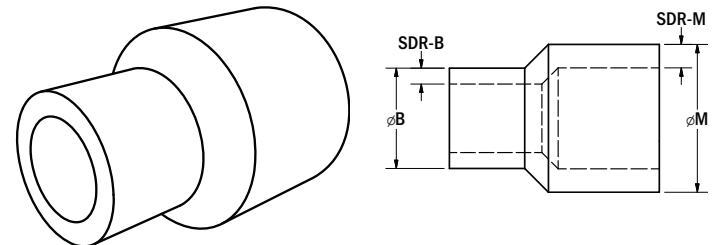
- ▶ Main Size, ϕM (NPS) and SDR, **SDR-M**
- ▶ Branch Size, ϕB (NPS) and SDR, **SDR-B**
- ▶ ID Controlled fittings are standard -- specify if Non-ID Controlled fittings are required.

Flange Adapters & Back-up rings



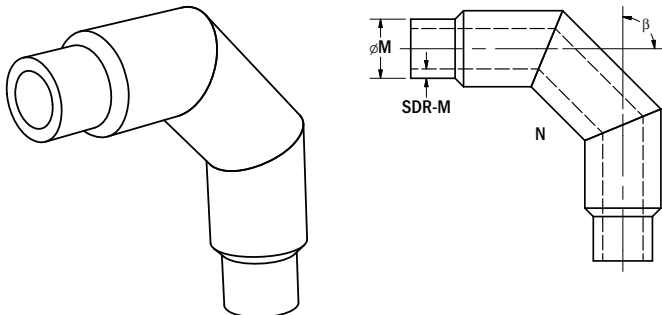
- ▶ Main Size, ϕM (NPS) and SDR, **SDR-M**
- ▶ Back-up ring bolt pattern (ANSI 150# Standard)

Conical Reducers - Ordering Dimensions



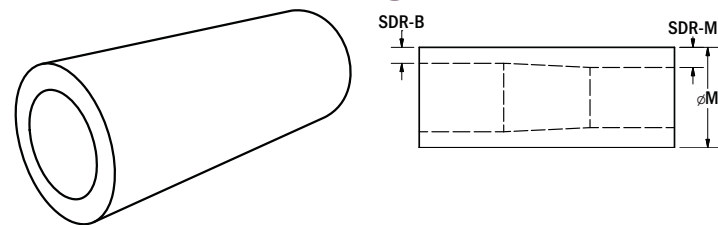
- ▶ Main Size, ϕM (NPS) and SDR, **SDR-M**
- ▶ Second Size, ϕB (NPS) and SDR, **SDR-B**

Elbows - Ordering Dimensions



- ▶ Pipe Size, ϕM (NPS) and SDR, **SDR-M**
- ▶ Angle, $\phi \beta$ (45° & 90° Std.)
- ▶ Number of Segments, **N**
- ▶ ID Controlled fittings are standard -- specify if Non-ID Controlled fittings are required.

SDR Reducers - Ordering Dimensions



- ▶ Main Size, ϕM (NPS) and SDR, **SDR-M**
- ▶ Second SDR, **SDR-B**