



Level Indication > Tank Gauge

Cooper's Hawk II

A complete redesign of our tank gauge, the Cooper's Hawk II Tank Level Gauge offers an easy to read visual level measurement for bulk product tanks, thanks to the high-visibility sight glass. The Cooper's Hawk also includes a high-contrast 2-band scale for gauging level & flow rate.

Design

The high-contrast sighting system ensures accuracy and fail-safe reading, and ½ NPT connections simplify mounting the gauge.

Construction

The considerably stiffer redesigned case protects the borosilicate sight glass on three sides, with an optical-acrylic cover plate on the front. Standard trim includes zinc-plated carbon steel connections, PTFE seals and an orange HDPE float ball. Optionally, the gauge can be furnished with 316SS connections, and FEPM (Aflas) or PTFE-FKM (Teflon-coated Viton) seals.


Flexibility

The Cooper's Hawk II is available in 7 stock sizes, with 37 non-stock sizes in 2 in. increments from 14 to 96 inches long. The Cooper's Hawk II has a 2-band scale to provide both fluid level (in cm), and chemical injection rate (in L / day) when used with an optional isolation valve.

The Cooper's Hawk II is also available in a specialized 55 Gal. Drum version with a 4-band scale providing volume (in L and Gal) and flow rates (in L / day and Quart / day).

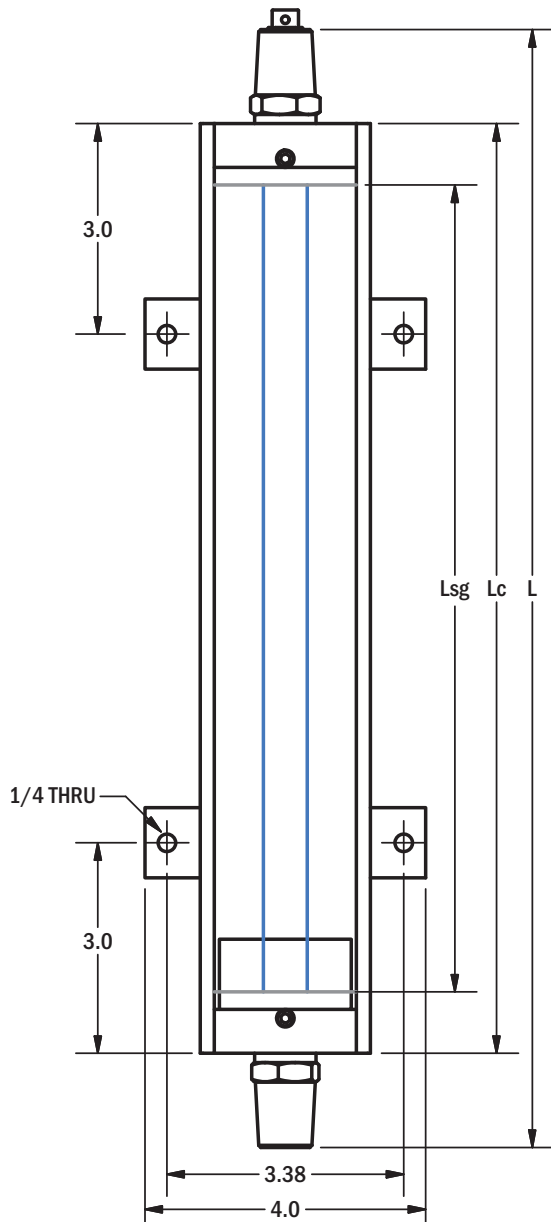
Specifications

Measuring Principle	Sightglass
Maximum Range	96 in [8 ft, 2.4 m]
Local Display	Visual
Process Connection: Std	1/2 NPT, 1/4 NPTF Vent
Process Connection: Valve	3/4 NPT, 1/4 NPTF Vent
Process Temperature	-40 °C to 80 °C
Ambient Temperature	-40 °C to 70 °C
Pressure	Atmospheric

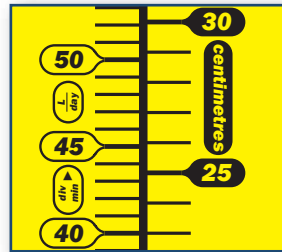


Above: High Visibility Sightglass and Indicator Ball of a Cooper's Hawk Tank Gauge.

Dimensions



2-Band Scale



The 2-band scale provides flow rate when the gauge is isolated from the tank. Flow rate, Q, [L / day] is calculated as follows

$$Q \text{ [L / day]} = \frac{\# \text{ Band 1 divisions}}{\text{time [minutes]}}$$

1 **2**

Ordering Information

- 1.) Specify Cooper's Hawk II Level Gauge
- 2.) Specify Size and Options per chart below.

	Sizing			Options		
	CHA	L	T	S	M	V
Cooper's Hawk II						
Nominal size (in inches) 12, 24, 36, 48, 60, 72 in. & BA stock Sizes from 14 to 96 in. available.						
0 Standard zinc-plated carbon steel trim 1 316 Stainless Steel Trim						
0 Standard PTFE seals 1 FEPM (Aflas) Seals 2 PTFE-FKM (PTFE-coated Viton) Seals						
0 Standard Mounting (1/4 Hole on 3-3/8 centres, 3 in. from ends) 1 Side Mounting (Contact us for more information)						
0 No Valve 1 Standard Valve (Brass) 2 Stainless Valve (316SS)						

Bold Type indicates Standard items.

Size	Overall Length (L)	Case Length (Lc)	Visible Sight Glass (Lsg)
12 [1 ft]	16	13.25	11.5
24 [2 ft]	28	25.25	23.5
36 [3 ft]	40	37.25	35.5
48 [4 ft]	52	49.25	47.5
60 [5 ft]	64	61.25	59.5
72 [6 ft]	76	73.25	71.5

Non-stock sizes can be furnished in 2 in. increments from 14 in. to 96 in. Custom lengths can also be supplied, contact us for more information.

Related Products

- ▶ Cooper's Hawk Barrel Gauge with Isolation Valve, for horizontal 55 Gal Barrel applications and injection metering.
- ▶ Greyhawk Zero Emission Horizontal Tank Float Gauge
- ▶ Model 50 Leak Indicator

".. an economical solution for leak detection in dual wall tanks." Comes standard with indicator ball, and 1/2 NPT connection.

